



OFFICE OF THE PRINCIPAL
GOVT. COLLEGE FOR WOMEN, NAWA KADAL

SRINAGAR, KASHMIR (J&K) - 190009

گورنمنٹ کالج برائے خواتین، نوا کدل، سرینگر



www.gcwnk.ac.in

principal@gcwnk.ac.in

No: WCN/24/1353 (NAAC Re-Accredited Grade A+) • (CGPA - 3.27) • Tele-Fax: 0194-2503456


Dated: 14/10/2024

Notification for ABC Account of BG-3rd/4th Semester (Batch 2023) and BG-5th/6th Semester (Batch 2022)

URGENT

REMINDER-II

It is notified for the information of all the concerned students of BG-3rd/4th Semester (Batch 2023) & 5th/6th Semester (Batch 2022) of this college that who have not created **ABC Account** till date, they shall visit College Admission Section/IT Cell in connection with ABC Account alongwith their Aadhar Cards linked with the updated mobile numbers w.e.f. **14.10.2024 to 21.10.2024** positively **as per the guidelines enclosed**, failing which admit cards / roll number slips will not be uploaded for their upcoming examinations.



Prof. (Dr.) Mohammad Farooq Mir
Principal

Copy to:-

1. Coordinator, IQAC for information.
2. Incharge Website / Telegram Group for information and necessary action.
3. Incharge Admissions for information.
4. Incharge IT Cell for information and necessary action.
5. Notice Board.
6. Office Record.





All colleges are required to update the ABC ID of students from the 2022 and 2023 batches through the University Admission/Registration Portal before 21-10-2024.

Students without ABC ID will have their registration records (RR) marked as incomplete.

1. Instructions for Students:



The students should follow the following steps to create ABC IDs:

-  Register on Digi Locker: Visit Digi Locker and sign up if you haven't already.
-  Create ABC ID: After logging in, search for the "Academic Bank Credit ID" widget and follow the instructions to generate your ABC ID.

For any information/details on ABC ID and registration process for students, please visit the following website: <https://www.abc.gov.in/>. A video tutorial on the website can also be used for reference




2. Instructions for Colleges:

The College should follow the following steps for updating of ABC ID of students on University Admission/Registration Portal :

-  Once the students have created the ABC ID, log in to your University Admission/Registration Portal.
-  After logging in to the University Portal, Click on the link Update ABC ID on the Control Panel Colleges for updating the ABC ID of the Students.

Make sure to complete this process as soon as possible to avoid any issues with your registration records

Important Note:

-  ABC ID is mandatory to take admission to any college or university from the 1st semester (Batch 2024) ABCID will be kept as mandatory field
-  Without ABC ID, students will not be able to submit the Registration Form of the University, the College may inform all students of the 2024 batch to create their ABC ID well in advance to avoid any delays in the admission process
-  College does not have to registrar as an Academic Institution on the ABC Website, as the same has already been done by University of Kashmir